

Perfect Chair®  
pc610  
omni-motion classic

## How Do You Improve on **PERFECTION?**

The human body is naturally balanced, graceful and beautiful. The PC-610 Omni-Motion Classic gives you the power to independently position your recline angle and leg elevation. The dual-motor mechanism allows for infinite comfort positions, making this our most adjustable Perfect Chair ever. Our iconic Perfect Chair architecture features extended armrests, an elongated head pillow, and ergonomic lumbar support. Our zero-gravity ergonomics continue to be the best in the industry, and endorsed by physicians as the healthiest way to sit. Stylish design cues, premium upholstery, and comfort make it perfect for any décor.



 human touch  
be your best. feel your best.™



**1 FULL-SUPPORT HEAD PILLOW**  
The comfort pillow cradles the head and neck while providing ergonomic support.

**2**

**EXTENDED ARMRESTS**  
The wide and long armrests give constant support even as the chair reclines into zero-gravity.

**3**

**5-WAY CONTROLLER**  
The intuitive 5-way omni-control on our most adjustable Perfect Chair offers infinite comfort positions with a simple press and hold for zero-gravity.



**4**

**ADJUSTABLE LUMBAR SUPPORT**  
The adjustable lumbar system is equipped with a release valve, allowing you to customize your seating comfort.

**5**

**CUSTOMIZE YOUR CHAIR**  
Choose from premium and top-grain leathers, and solid wood-based finishes. Additional upgrades of Memory Foam PLUS and Jade Heat offer enhanced comfort and health benefits.



**6**

**INDEPENDENT LEG AND BACK ADJUSTABILITY**  
A revolution in zero-gravity seating, the omni-motion classic gives you dual-motor power to independently position the recline angle and leg elevation.

**7**

**BATTERY SAFETY FEATURE**  
Back-up battery will restore the chair back to the upright position in case of a power outage.  
*Batteries not included.*

# THE FINEST MATERIALS



## the warmth of **WOOD**

Using only 100% renewable, plantation-grown solid parawood, highly trained Human Touch master woodworkers hand-carve and hand-finish the signature balanced curves supporting the Perfect Chair. As one of the strongest woods on earth, the Hevea Brasiliensis (rubber tree) ensures durability and beauty for years of use.



## luxurious **UPHOLSTERY**

Perfect Chair pad sets are expertly crafted in premium leather, top-grain leather and SōfHyde, in a variety of designer finishes and matches.

## Not all seats are created equal.

### **SŌFHYDE**

SōfHyde is a luxurious and durable upholstery expertly formulated to replicate the comfort, style and “feel” of real leather. SōfHyde is designed to last for many years of use and is comfortable, soft to the touch and stain-resistant.

### **TOP-GRAIN LEATHER**

Surrounding yourself in fine leather is the ultimate luxury. Our top-grain, aniline-dyed leather is made from the strongest and most supple part of the hide. Perfect Chairs are made in a variety of different leather colors, finishes and matches, including some rare and hard-to-find vegetable-tanned and glass-polished limited edition selections. No matter which one you choose, the leather’s texture is soft to the touch and its hues are rich and inviting. When seated in the chair, you will feel cradled in comfort.

### **PREMIUM LEATHER**

Only five percent of the world’s natural, uncorrected cowhides are sufficiently free of imperfections to qualify for use as Human Touch Premium Leather. Top-grain, aniline-dyed hides from the United States and Brazil are carefully measured, cut and sewn all under one roof. This is what makes the supple leather luxurious, resilient and so soft to the touch.



## SPECIFICATIONS:

Chair Reclined Dimensions: 63”L x 31”W x 31”H

Chair Upright Dimensions: 43”L x 31”W x 47”H

Seat Width: 23”

Recline Angle: 125 – 175 degrees

Product Weight: 90 lbs.

Maximum Weight Load: 400 lbs.

*NOTE (for all models): Footrest height when reclined is 31”; distance to wall is 9”*

## 5-YEAR LIMITED WARRANTY

5-Years Structural

3-Year In-Home Service

3-Years Parts

PC-610\_0915

## PAD SET


### Premium Leather



Espresso Premium Leather  
PC-PAD-900-011



Cognac Premium Leather  
PC-PAD-900-012



Black Premium Leather  
PC-PAD-900-013



Burgundy Premium Leather  
PC-PAD-900-014



Sycamore Premium Leather  
PC-PAD-900-015




Ivory Premium Leather  
PC-PAD-900-016

### Top-Grain Leather




Espresso Leather  
PC-PAD-900-017



Sand Leather  
PC-PAD-900-018




Black Leather  
PC-PAD-900-019



Red Leather  
PC-PAD-900-020

### SofHyde




Black SofHyde  
PC-PAD-900-021

## WOOD BASE FINISH



Walnut  
PC-610-100-001



Dark Walnut  
PC-610-100-002



Chestnut  
PC-610-100-003

### Human Touch®, LLC

3030 Walnut Ave., Long Beach, CA 90807, USA (800) 742-5493

©2015 Human Touch®, LLC.

Perfect Chair® and Human Touch® are registered trademarks of Human Touch, LLC. SofHyde is a leather-like polyurethane material that does not include any animal hide or leather. No medical claims are warranted or implied by the use of this product. Specifications are subject to change.

[humantouch.com](http://humantouch.com)